



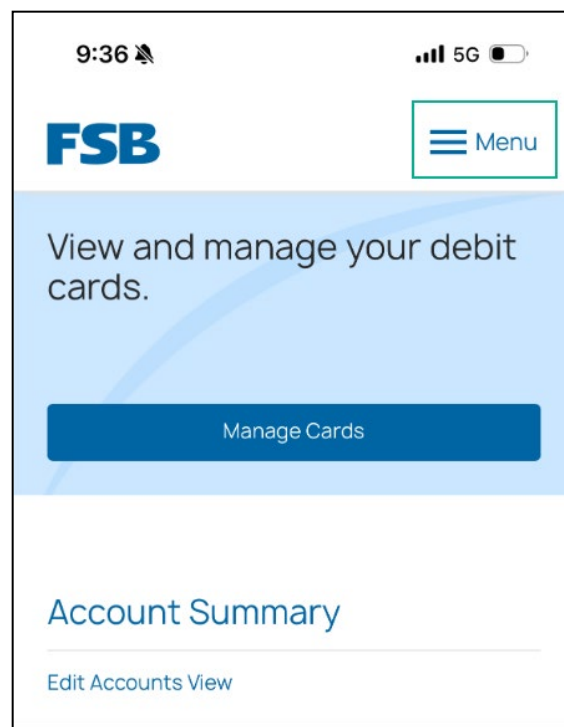
myfsbonline.com | Member FDIC

Faster. Stronger. Better.®

FSB's Digital Refresh: Re-establishing Biometric Authentication

During migration, our current FSB Now mobile application will receive an update. As a result, customers must re-establish biometric authentication to continue using 'Face ID' or 'Fingerprint Scan' when logging in.

To re-establish biometric authentication, customers must log in to the mobile app and navigate to the menu bar in the top-right corner of the screen.



From this screen, customers will choose 'Settings' and 'Authorized Device Enrollment' to enter credentials and complete the process.



Marion Office
1240 8th Avenue
Marion, IA 52302

Collins Road Square
1380 Twixt Town Road
Marion, IA 52302

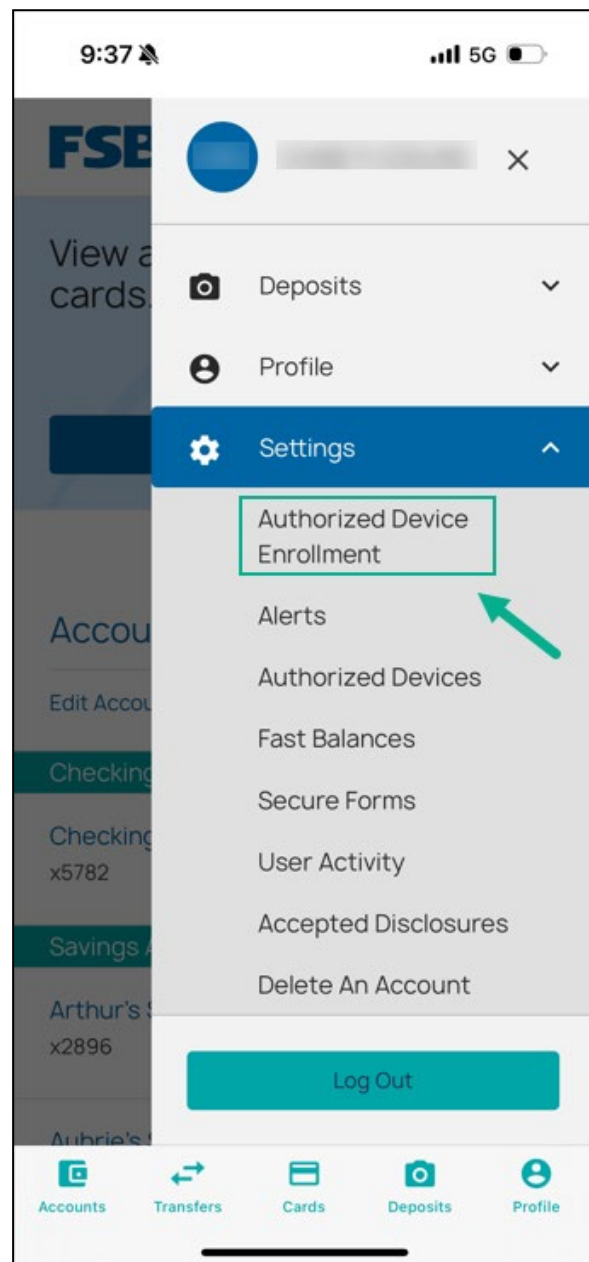
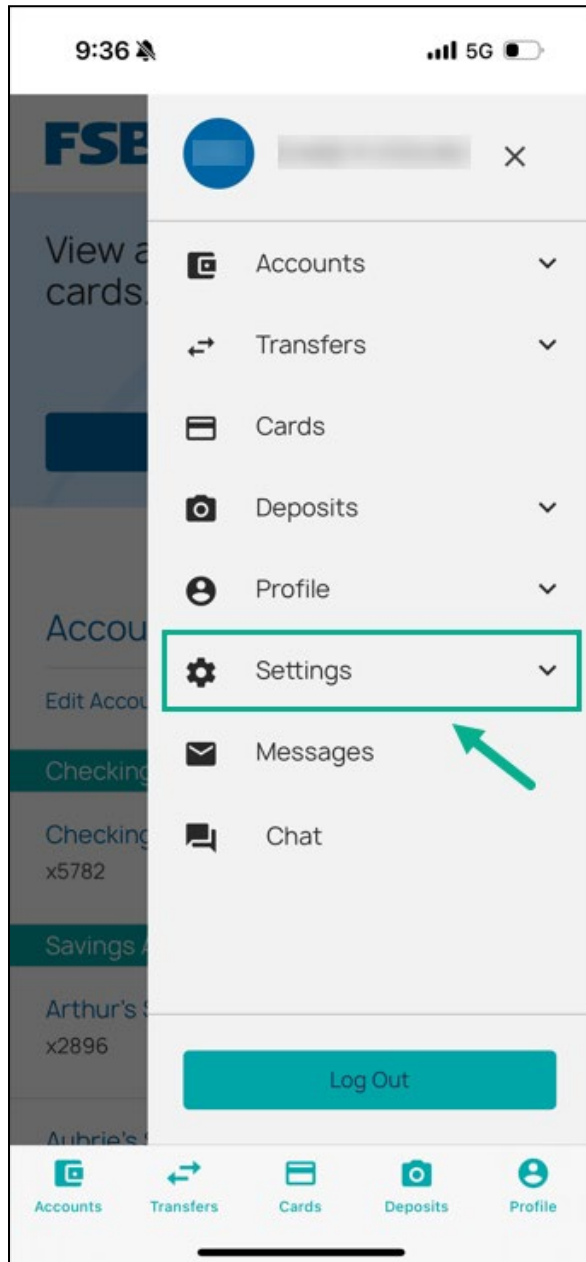
Hiawatha
175 Center Point Road
Hiawatha, IA 52233

Edgewood Plaza
399 Edgewood Road NW
Cedar Rapids, IA 52405

Van Buren Village
2755 Edgewood Road SW
Cedar Rapids, IA 52404

Alburnett
117 N. Main Avenue
Alburnett, IA 52202

Tiffin
1600 N. Park Road
Tiffin, IA 52340



Next, customers will enter their device name (i.e., Mary's Phone), User ID, and Password, and hit 'Enroll'. Assuming all information is entered correctly, a customer will receive the following notification that their device has been enrolled for biometric authentication.

9:38 5G

< **FSB** Menu

Authorized Device Enrollment

Biometric authentication allows you to log into Mobile Banking with the biometric sensor on your device.

Device Name (e.g., Mary's Phone)

User ID

Password

Enroll

9:38 5G

This device has been enrolled for biometric authentication. X

Authorized Device Enrollment

Unenrolling will disable biometric authentication on this device.

Device Name

Unenroll